

# Manual- and Air-operated Compact Pumps MCP and ACP

For reliable operation of single-line lubrication systems using oil and fluid grease



Oil or fluid grease



up to 38 bar  
(551 psi)




0 to +60 °C  
(+32 to 145 °F)



Small- to medium-sized machines



- Simple to use
- Easy system integration
- Reliable operation
- Lightweight and robust design, compact size
- Fill-level monitoring option for simple maintenance



## Easy-to-operate pumps keep equipment running smoothly

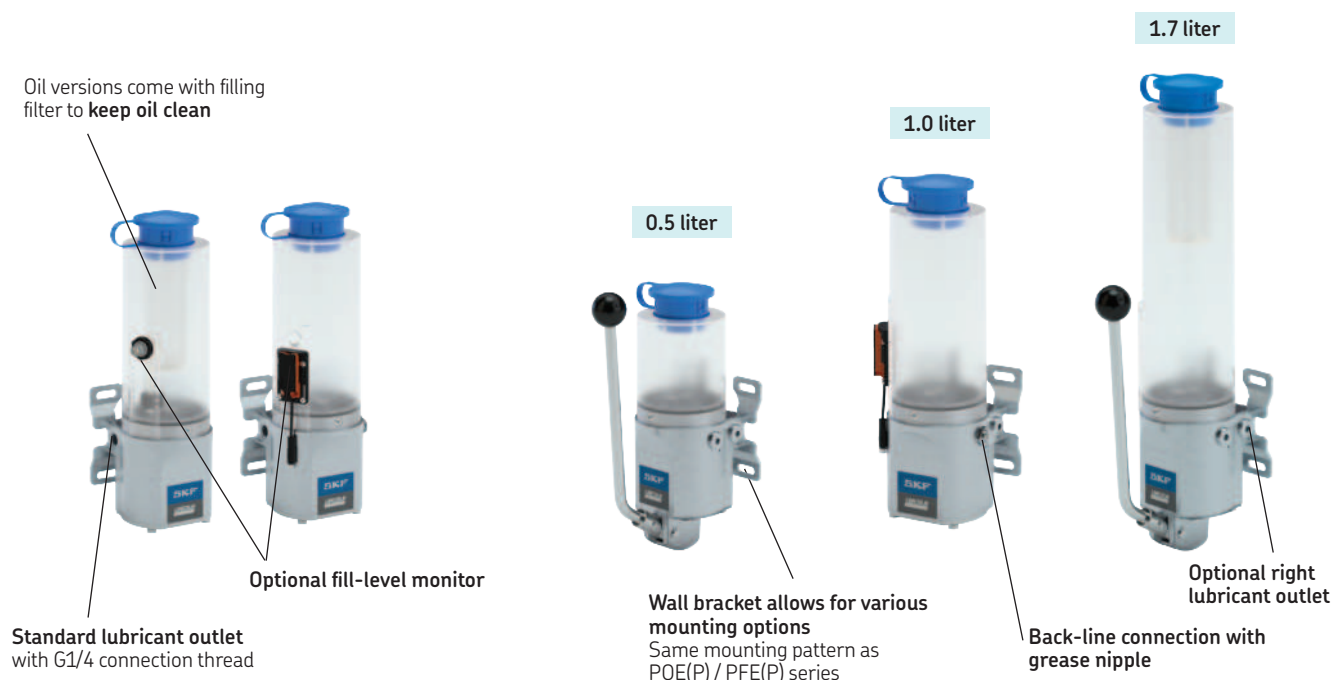
The models ACP (Air-operated Compact Pump) and MCP (Manual-operated Compact Pump) are used in single-line, automatic lubrication systems.

Featuring a compact, lightweight design, these cost-effective pumps are compatible with oil and fluid grease. Constructed of robust material, the pumps are reliable in demanding applications.

An optional fill-level monitor with pre-warning functionality helps users to take early action. The ACP can be controlled by an external programmable logic controller (PLC) for convenience.

The low operating pressure of up to 38 bar (551 psi) enables use of SKF plug-and-play quick connectors and well-known metering devices without additional pressure regulation.

The ACP / MCP pump series is suitable for a range of applications including process and packaging machinery, chain lubrication, material handling devices, textile machinery, simple machine tool and combined punching/laser machinery, cartesian robots and more.



### Technical data

Function principle	ACP - Air-operated lubrication pump MCP - Manual-operated lubrication pump	
Lubricants	Mineral and synthetic oils with an operating viscosity of 20–1 500 mm <sup>2</sup> /s Fluid greases: NLGI 000, 00	
Max. working pressure	up to 38 bar	up to 551 psi
Operating temperature	0 to +60 °C	+32 to 140 °F
Reservoir volume	0.5; 1.0; 1.7 l	0.13; 0.26; 0.45 gal
Number of outlets	max. 2	
Delivery volume	up to 15 cm <sup>3</sup> /stroke	0.92 in <sup>3</sup> /stroke
Outlet connection	G1/4×12 mm	
Inlet air connection (ACP)	G1/4×12 mm	
Inlet air pressure (ACP)	3.5–10 bar	50.7–145 psi
Protection class pump	IP 54	
Mounting position	upright	
Dimensions depending on model and reservoir size (W×D×H)		
ACP 0.5 l	124×108×251 mm	4.89×4.25×9.88 in
1.0 l	124×108×341 mm	4.89×4.25×13.42 in
1.7 l	124×108×451 mm	4.89×4.25×17.75 in
MCP 0.5 l	124×190×289 mm	4.89×7.48×11.38 in
1.0 l	124×190×379 mm	4.89×7.48×14.92 in
1.7 l	124×190×489 mm	4.89×7.48×19.25 in
Weight dep. on model	1.3–2.6 kg	2.8–5.7 lb

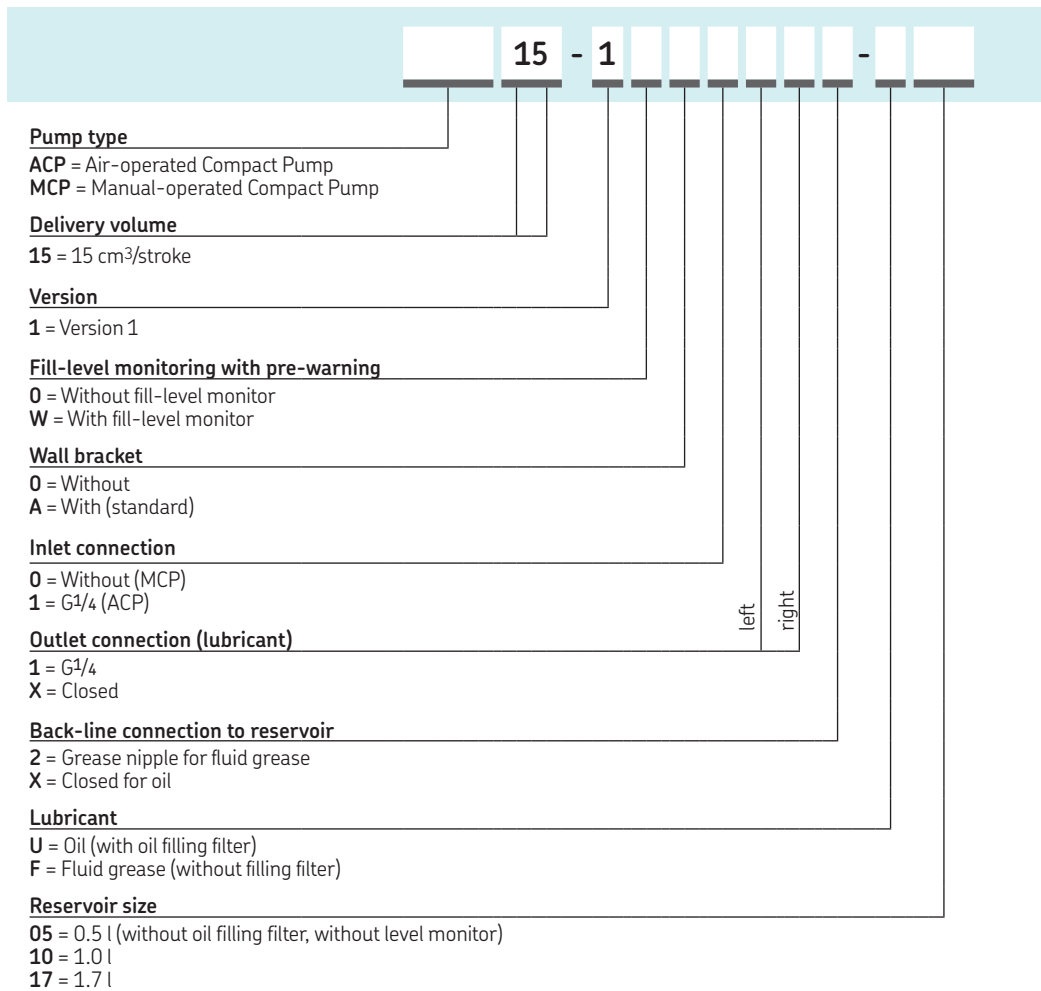
### Spare parts

Part number	Description	Use with
<b>44-1874-2018</b>	Filling filter (PA/NYLON)	Oil versions
Kits		
<b>5112-00000001</b> <sup>1)</sup>	Reservoir 0.5 l	ACP / MCP
<b>5112-00000002</b> <sup>1)</sup>	Reservoir 1.0 l	ACP / MCP
<b>5112-00000003</b> <sup>1)</sup>	Reservoir 1.7 l	ACP / MCP
<b>5112-00000004</b> <sup>2)</sup>	Top cover	ACP / MCP
<b>24-2540-2955</b>	Fill-level switch (complete)	Oil versions
<b>5112-00000005</b> <sup>2)</sup>	Level sensor (complete)	Fluid grease versions
<b>5112-00000006</b> <sup>2)</sup>	Wall bracket	ACP / MCP

<sup>1)</sup> includes reservoir, top cover and necessary screws and sealing; fill level switch (oil) or level sensor (fluid grease) not included

<sup>2)</sup> includes all necessary screws or sealing

## How to order



### Order examples

#### ACP15-1WA11X2-F10



- Air-operated Compact Pump
- 15 cm<sup>3</sup>/stroke delivery volume
- Version 1
- With fill-level monitoring
- With wall bracket
- G1/4 inlet connection
- G1/4 outlet connection left
- Closed outlet connection right
- Grease nipple for back-line connection
- Fluid grease (without filling filter)
- 1.0 liter reservoir

#### MCP15-10A01XX-U17



- Manual-operated Compact Pump
- 15 cm<sup>3</sup>/stroke delivery volume
- Version 1
- Without fill-level monitoring
- With wall bracket
- Without inlet connection
- G1/4 outlet connection left
- Closed outlet connection right
- Back-line connection closed
- Oil (with filling filter)
- 1.7 liter reservoir

[skf.com](https://skf.com) | [skf.com/acp](https://skf.com/acp) | [skf.com/mcp](https://skf.com/mcp)

® SKF and Lincoln are registered trademarks of the SKF Group.

© SKF Group 2020

The contents of this publication are the copyright of the publisher and may not be reproduced (even extracts) unless prior written permission is granted. Every care has been taken to ensure the accuracy of the information contained in this publication but no liability can be accepted for any loss or damage whether direct, indirect or consequential arising out of the use of the information contained herein.

**PUB LS/P2 18962 EN** · June 2021

Certain image(s) used under license from Shutterstock.com.