

Shaft tolerances and resultant fits (metric)



Shaft Nominal diameter d		Bearing Bore diameter tolerance Δ_{dmp}		Deviations of shaft diameter, resultant fits																													
				Tolerance classes																													
				f5	f6	g5	g6	h5																									
				Deviations (shaft diameter)																													
				Theoretical interference (-)/clearance (+)																													
				Probable interference (-)/clearance (+)																													
over	incl.	low	high	μm																													
mm		μm		μm																													
-	3	-8	0	-6	-10	-6	-12	-2	-6	-2	-8	0	-4	-2	+10	-2	+12	-6	+6	-6	+8	-8	+4	-1	+9	0	+10	-5	+5	-4	+6	-7	+3
3	6	-8	0	-10	-15	-10	-18	-4	-9	-4	-12	0	-5	+2	+15	+2	+18	-4	+9	-4	+12	-8	+5	+3	+14	+4	+16	-3	+8	-2	+10	-7	+4
6	10	-8	0	-13	-19	-13	-22	-5	-11	-5	-14	0	-6	+5	+19	+5	+22	-3	+11	-3	+14	-8	+6	+7	+17	+7	+20	-1	+9	-1	+12	-6	+4
10	18	-8	0	-16	-24	-16	-27	-6	-14	-6	-17	0	-8	+8	+24	+8	+27	-2	+14	-2	+17	-8	+8	+10	+22	+10	+25	0	+12	0	+15	-6	+6
18	30	-10	0	-20	-29	-20	-33	-7	-16	-7	-20	0	-9	+10	+29	+10	+33	-3	+16	-3	+20	-10	+9	+12	+27	+13	+30	-1	+14	0	+17	-8	+7
30	50	-12	0	-25	-36	-25	-41	-9	-20	-9	-25	0	-11	+13	+36	+13	+41	-3	+20	-3	+25	-12	+11	+16	+33	+17	+37	0	+17	+1	+21	-9	+8
50	80	-15	0	-30	-43	-30	-49	-10	-23	-10	-29	0	-13	+15	+43	+15	+49	-5	+23	-5	+29	-15	+13	+19	+39	+19	+45	-1	+19	-1	+25	-11	+9
80	120	-20	0	-36	-51	-36	-58	-12	-27	-12	-34	0	-15	+16	+51	+16	+58	-8	+27	-8	+34	-20	+15	+21	+46	+22	+52	-3	+22	-2	+28	-15	+10
120	180	-25	0	-43	-61	-43	-68	-14	-32	-14	-39	0	-18	+18	+61	+18	+68	-11	+32	-11	+39	-25	+18	+24	+55	+25	+61	-5	+26	-4	+32	-19	+12
180	250	-30	0	-50	-70	-50	-79	-15	-35	-15	-44	0	-20	+20	+70	+20	+79	-15	+35	-15	+44	-30	+20	+26	+64	+28	+71	-9	+29	-7	+36	-24	+14
250	315	-35	0	-56	-79	-56	-88	-17	-40	-17	-49	0	-23	+21	+79	+21	+88	-18	+40	-18	+49	-35	+23	+29	+71	+30	+79	-10	+32	-9	+40	-27	+15
315	400	-40	0	-62	-87	-62	-98	-18	-43	-18	-54	0	-25	+22	+87	+22	+98	-22	+43	-22	+54	-40	+25	+30	+79	+33	+87	-14	+35	-11	+43	-32	+17
400	500	-45	0	-68	-95	-68	-108	-20	-47	-20	-60	0	-27	+23	+95	+23	+108	-25	+47	-25	+60	-45	+27	+32	+86	+35	+96	-16	+38	-13	+48	-36	+18

Shaft tolerances and resultant fits (metric)



Shaft Nominal diameter d		Bearing Bore diameter tolerance Δ_{dmp}		Deviations of shaft diameter, resultant fits Tolerance classes																																	
				f5		f6		g5		g6		h5																									
				Deviations (shaft diameter)																																	
				Theoretical interference (-)/clearance (+)																																	
				Probable interference (-)/clearance (+)																																	
over	incl.	low	high	μm																																	
mm		μm		μm																																	
500	630	-50	0	-76	-104	-76	-120	-22	-50	-22	-66	0	-28	+26	+104	+26	+120	-28	+50	-28	+66	-50	+28	+36	+94	+39	+107	-18	+40	-15	+53	-40	+18				
				630	800	-75	0	-80	-112	-80	-130	-24	-56	-24	-74	0	-32	+5	+112	+5	+130	-51	+56	-51	+74	-75	+32	+17	+100	+22	+113	-39	+44	-34	+57	-63	+20
								800	1 000	-100	0	-86	-122	-86	-142	-26	-62	-26	-82	0	-36	-14	+122	-14	+142	-74	+62	-74	+82	-100	+36	0	+108	+6	+122	-60	+48
1 000	1 250	-125	0	-98	-140	-98	-164					-28	-70	-28	-94	0	-42	-27	+140	-27	+164	-97	+70	-97	+94	-125	+42	-10	+123	-3	+140	-80	+53	-73	+70	-108	+25
				1 250	1 600	-160	0	-110	-160	-110	-188	-30	-80	-30	-108	0	-50	-50	+160	-50	+188	-130	+80	-130	+108	-160	+50	-29	+139	-20	+158	-109	+59	-100	+78	-139	+29
								1 600	2 000	-200	0	-120	-180	-120	-212	-32	-92	-32	-124	0	-60	-80	+180	-80	+212	-168	+92	-168	+124	-200	+60	-55	+155	-45	+177	-143	+67

Shaft tolerances and resultant fits (metric)



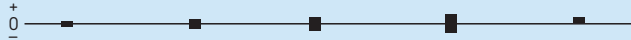
Shaft		Bearing		Deviations of shaft diameter, resultant fits									
Nominal diameter d		Bore diameter tolerance Δ _{dmp}		Tolerance classes									
				h6		h8		h9		j5		j6	
				Deviations (shaft diameter)									
				Theoretical interference (-)/clearance (+)									
				Probable interference (-)/clearance (+)									
over	incl.	low	high	μm									
mm		μm		μm									
-	3	-8	0	0	-6	0	-14	0	-25	+2	-2	+4	-2
				-8	+6	-8	+14	-8	+25	-10	+2	-12	+2
				-6	+4	-6	+12	-5	+22	-9	+1	-10	0
3	6	-8	0	0	-8	0	-18	0	-30	+3	-2	+6	-2
				-8	+8	-8	+18	-8	+30	-11	+2	-14	+2
				-6	+6	-5	+15	-5	+27	-10	+1	-12	0
6	10	-8	0	0	-9	0	-22	0	-36	+4	-2	+7	-2
				-8	+9	-8	+22	-8	+36	-12	+2	-15	+2
				-6	+7	-5	+19	-5	+33	-10	0	-13	0
10	18	-8	0	0	-11	0	-27	0	-43	+5	-3	+8	-3
				-8	+11	-8	+27	-8	+43	-13	+3	-16	+3
				-6	+9	-5	+24	-5	+40	-11	+1	-14	+1
18	30	-10	0	0	-13	0	-33	0	-52	+5	-4	+9	-4
				-10	+13	-10	+33	-10	+52	-15	+4	-19	+4
				-7	+10	-6	+29	-6	+48	-13	+2	-16	+1
30	50	-12	0	0	-16	0	-39	0	-62	+6	-5	+11	-5
				-12	+16	-12	+39	-12	+62	-18	+5	-23	+5
				-8	+12	-7	+34	-7	+57	-15	+2	-19	+1
50	80	-15	0	0	-19	0	-46	0	-74	+6	-7	+12	-7
				-15	+19	-15	+46	-15	+74	-21	+7	-27	+7
				-11	+15	-9	+40	-9	+68	-17	+3	-23	+3
80	120	-20	0	0	-22	0	-54	0	-87	+6	-9	+13	-9
				-20	+22	-20	+54	-20	+87	-26	+9	-33	+9
				-14	+16	-12	+46	-12	+79	-21	+4	-27	+3
120	180	-25	0	0	-25	0	-63	0	-100	+7	-11	+14	-11
				-25	+25	-25	+63	-25	+100	-32	+11	-39	+11
				-18	+18	-15	+53	-15	+90	-26	+5	-32	+4
180	250	-30	0	0	-29	0	-72	0	-115	+7	-13	+16	-13
				-30	+29	-30	+72	-30	+115	-37	+13	-46	+13
				-22	+21	-18	+60	-17	+102	-31	+7	-38	+5
250	315	-35	0	0	-32	0	-81	0	-130	+7	-16	+16	-16
				-35	+32	-35	+81	-35	+130	-42	+16	-51	+16
				-26	+23	-22	+68	-20	+115	-34	+8	-42	+7
315	400	-40	0	0	-36	0	-89	0	-140	+7	-18	+18	-18
				-40	+36	-40	+89	-40	+140	-47	+18	-58	+18
				-29	+25	-25	+74	-23	+123	-39	+10	-47	+7
400	500	-45	0	0	-40	0	-97	0	-155	+7	-20	+20	-20
				-45	+40	-45	+97	-45	+155	-52	+20	-65	+20
				-33	+28	-28	+80	-26	+136	-43	+11	-53	+8

Shaft tolerances and resultant fits (metric)



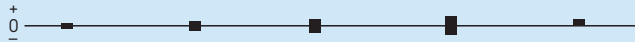
Shaft Nominal diameter d		Bearing Bore diameter tolerance Δ_{dmp}		Deviations of shaft diameter, resultant fits Tolerance classes									
				h6		h8		h9		j5		j6	
				Deviations (shaft diameter)									
				Theoretical interference (-)/clearance (+)									
				Probable interference (-)/clearance (+)									
over	incl.	low	high	μm									
mm		μm		μm									
500	630	-50	0	0	-44	0	-110	0	-175	-	-	+22	-22
				-50	+44	-50	+110	-50	+175	-	-	-72	+22
				-37	+31	-31	+91	-29	+154	-	-	-59	+9
630	800	-75	0	0	-50	0	-125	0	-200	-	-	+25	-25
				-75	+50	-75	+125	-75	+200	-	-	-100	+25
				-58	+33	-48	+98	-45	+170	-	-	-83	+8
800	1 000	-100	0	0	-56	0	-140	0	-230	-	-	+28	-28
				-100	+56	-100	+140	-100	+230	-	-	-128	+28
				-80	+36	-67	+107	-61	+191	-	-	-108	+8
1 000	1 250	-125	0	0	-66	0	-165	0	-260	-	-	+33	-33
				-125	+66	-125	+165	-125	+260	-	-	-158	+33
				-101	+42	-84	+124	-77	+212	-	-	-134	+9
1 250	1 600	-160	0	0	-78	0	-195	0	-310	-	-	+39	-39
				-160	+78	-160	+195	-160	+310	-	-	-199	+39
				-130	+48	-109	+144	-100	+250	-	-	-169	+9
1 600	2 000	-200	0	0	-92	0	-230	0	-370	-	-	+46	-46
				-200	+92	-200	+230	-200	+370	-	-	-246	+46
				-165	+57	-138	+168	-126	+296	-	-	-211	+11

Shaft tolerances and resultant fits (metric)



Shaft Nominal diameter d		Bearing Bore diameter tolerance Δ_{dmp}		Deviations of shaft diameter, resultant fits									
				Tolerance classes									
				js4		js5		js6		js7		k4	
				Deviations (shaft diameter)									
				Theoretical interference (-)/clearance (+)									
				Probable interference (-)/clearance (+)									
over	incl.	low	high										
mm		μm		μm									
-	3	-8	0	+1,5	-1,5	+2	-2	+3	-3	+5	-5	+3	0
				-9,5	+1,5	-10	+2	-11	+3	-13	+5	-11	0
				-8,5	+0,5	-9	+1	-9	+1	-11	+3	-10	-1
3	6	-8	0	+2	-2	+2,5	-2,5	+4	-4	+6	-6	+5	+1
				-10	+2	-10,5	+2,5	-12	+4	-14	+6	-13	-1
				-9	+1	-9	+1	-10	+2	-12	+4	-12	-2
6	10	-8	0	+2	-2	+3	-3	+4,5	-4,5	+7,5	-7,5	+5	+1
				-10	+2	-11	+3	-12,5	+4,5	-15,5	+7,5	-13	-1
				-9	+1	-9	+1	-11	+3	-13	+5	-12	-2
10	18	-8	0	+2,5	-2,5	+4	-4	+5,5	-5,5	+9	-9	+6	+1
				-10,5	+2,5	-12	+4	-13,5	+5,5	-17	+9	-14	-1
				-9,5	+1,5	-10	+2	-11	+3	-14	+6	-13	-2
18	30	-10	0	+3	-3	+4,5	-4,5	+6,5	-6,5	+10,5	-10,5	+8	+2
				-13	+3	-14,5	+4,5	-16,5	+6,5	-20,5	+10,5	-18	-2
				-10,5	+1,5	-12	+2	-14	+4	-17	+7	-16	-4
30	50	-12	0	+3,5	-3,5	+5,5	-5,5	+8	-8	+12,5	-12,5	+9	+2
				-15,5	+3,5	-17,5	+5,5	-20	+8	-24,5	+12,5	-21	-2
				-13,5	+1,5	-15	+3	-16	+4	-20	+8	-19	-4
50	80	-15	0	+4	-4	+6,5	-6,5	+9,5	-9,5	+15	-15	+10	+2
				-19	+4	-21,5	+6,5	-24,5	+9,5	-30	+15	-25	-2
				-15,5	+1,5	-18	+3	-20	+5	-25	+10	-22	-5
80	120	-20	0	+5	-5	+7,5	-7,5	+11	-11	+17,5	-17,5	+13	+3
				-25	+5	-27,5	+7,5	-31	+11	-37,5	+17,5	-33	-3
				-22	+2	-23	+3	-25	+5	-31	+11	-30	-6
120	180	-25	0	+6	-6	+9	-9	+12,5	-12,5	+20	-20	+15	+3
				-31	+6	-34	+9	-37,5	+12,5	-45	+20	-40	-3
				-27	+2	-28	+3	-31	+6	-37	+12	-36	-7
180	250	-30	0	+7	-7	+10	-10	+14,5	-14,5	+23	-23	+18	+4
				-37	+7	-40	+10	-44,5	+14,5	-53	+23	-48	-4
				-32	+2	-34	+4	-36	+6	-43	+13	-43	-9
250	315	-35	0	+8	-8	+11,5	-11,5	+16	-16	+26	-26	+20	+4
				-4	+8	-46,5	+11,5	-51	+16	-61	+26	-55	-4
				-37	+2	-39	+4	-42	+7	-49	+14	-49	-10
315	400	-40	0	+9	-9	+12,5	-12,5	+18	-18	+28,5	-28,5	+22	+4
				-49	+9	-52,5	+12,5	-58	+18	-68,5	+28,5	-62	-4
				-42	+2	-44	+4	-47	+7	-55	+15	-55	-11
400	500	-45	0	+10	-10	+13,5	-13,5	+20	-20	+31,5	-31,5	+25	+5
				-55	+10	-58,5	+13,5	-65	+20	-76,5	+31,5	-70	-5
				-48	+3	-49	+4	-53	+8	-62	+17	-63	-12

Shaft tolerances and resultant fits (metric)




Shaft Nominal diameter d		Bearing Bore diameter tolerance Δ_{dmp}		Deviations of shaft diameter, resultant fits									
				Tolerance classes									
				js4	js5	js6	js7	k4					
				Deviations (shaft diameter)									
				Theoretical interference (-)/clearance (-)									
				Probable interference (-)/clearance (-)									
over	incl.	low	high	μm									
mm		μm		μm									
500	630	-50	0	-	-	+14	-14	+22	-22	+35	-35	-	-
				-	-	-64	+14	-72	+22	-85	+35	-	-
				-	-	-54	+4	-59	+9	-69	+19	-	-
630	800	-75	0	-	-	+16	-16	+25	-25	+40	-40	-	-
				-	-	-91	+16	-100	+25	-115	+40	-	-
				-	-	-79	+4	-83	+8	-93	+18	-	-
800	1 000	-100	0	-	-	+18	-18	+28	-28	+45	-45	-	-
				-	-	-118	+18	-128	+28	-145	+45	-	-
				-	-	-104	+4	-108	+8	-118	+18	-	-
1 000	1 250	-125	0	-	-	+21	-21	+33	-33	+52	-52	-	-
				-	-	-146	+21	-158	+33	-177	+52	-	-
				-	-	-129	+4	-134	+9	-145	+20	-	-
1 250	1 600	-160	0	-	-	+25	-25	+39	-39	+62	-62	-	-
				-	-	-185	+25	-199	+39	-222	+62	-	-
				-	-	-164	+4	-169	+9	-182	+22	-	-
1 600	2 000	-200	0	-	-	+30	-30	+46	-46	+75	-75	-	-
				-	-	-230	+30	-246	+46	-275	+75	-	-
				-	-	-205	+5	-211	+11	-225	+25	-	-

Shaft tolerances and resultant fits (metric)




Shaft Nominal diameter d		Bearing Bore diameter tolerance Δ_{dmp}		Deviations of shaft diameter, resultant fits																													
				Tolerance classes																													
				k5		k6		m5		m6		n5																					
				Deviations (shaft diameter)																													
				Theoretical interference (-)																													
				Probable interference (-)																													
over	incl.	low	high	μm																													
mm		μm																															
-	3	-8	0	+4	0	+6	0	+6	+2	+8	+2	+8	+4	-12	0	-14	0	-14	-2	-16	-2	-16	-4	-11	-1	-12	-2	-13	-3	-14	-4	-15	-5
3	6	-8	0	+6	+1	+9	+1	+9	+4	+12	+4	+13	+8	-14	-1	-17	-1	-17	-4	-20	-4	-21	-8	-13	-2	-15	-3	-16	-5	-18	-6	-20	-9
6	10	-8	0	+7	+1	+10	+1	+12	+6	+15	+6	+16	+10	-15	-1	-18	-1	-20	-6	-23	-6	-24	-10	-13	-3	-16	-3	-18	-8	-21	-8	-22	-12
10	18	-8	0	+9	+1	+12	+1	+15	+7	+18	+7	+20	+12	-17	-1	-20	-1	-23	-7	-26	-7	-28	-12	-15	-3	-18	-3	-21	-9	-24	-9	-26	-14
18	30	-10	0	+11	+2	+15	+2	+17	+8	+21	+8	+24	+15	-21	-2	-25	-2	-27	-8	-31	-8	-34	-15	-19	-4	-22	-5	-25	-10	-28	-11	-32	-17
30	50	-12	0	+13	+2	+18	+2	+20	+9	+25	+9	+28	+17	-25	-2	-30	-2	-32	-9	-37	-9	-40	-17	-22	-5	-26	-6	-29	-12	-33	-13	-37	-20
50	80	-15	0	+15	+2	+21	+2	+24	+11	+30	+11	+33	+20	-30	-2	-36	-2	-39	-11	-45	-11	-48	-20	-26	-6	-32	-6	-35	-15	-41	-15	-44	-24
80	120	-20	0	+18	+3	+25	+3	+28	+13	+35	+13	+38	+23	-38	-3	-45	-3	-48	-13	-55	-13	-58	-23	-33	-8	-39	-9	-43	-18	-49	-19	-53	-28
120	180	-25	0	+21	+3	+28	+3	+33	+15	+40	+15	+45	+27	-46	-3	-53	-3	-58	-15	-65	-15	-70	-27	-40	-9	-46	-10	-52	-21	-58	-22	-64	-33
180	250	-30	0	+24	+4	+33	+4	+37	+17	+46	+17	+51	+31	-54	-4	-63	-4	-67	-17	-76	-17	-81	-31	-48	-10	-55	-12	-61	-23	-68	-25	-75	-37
250	315	-35	0	+27	+4	+36	+4	+43	+20	+52	+20	+57	+34	-62	-4	-71	-4	-78	-20	-87	-20	-92	-34	-54	-12	-62	-13	-70	-28	-78	-29	-84	-42
315	400	-40	0	+29	+4	+40	+4	+46	+21	+57	+21	+62	+37	-69	-4	-80	-4	-86	-21	-97	-21	-102	-37	-61	-12	-69	-15	-78	-29	-86	-32	-94	-45
400	500	-45	0	+32	+5	+45	+5	+50	+23	+63	+23	+67	+40	-77	-5	-90	-5	-95	-23	-108	-23	-112	-40	-68	-14	-78	-17	-86	-32	-96	-35	-103	-49

Shaft tolerances and resultant fits (metric)



Shaft Nominal diameter d		Bearing Bore diameter tolerance Δ_{dmp}		Deviations of shaft diameter, resultant fits									
				Tolerance classes									
				k5		k6		m5		m6		n5	
				Deviations (shaft diameter)									
				Theoretical interference (-)									
				Probable interference (-)									
over	incl.	low	high	μm									
mm		μm		μm									
500	630	-50	0	+29	0	+44	0	+55	+26	+70	+26	+73	+44
				-78	0	-94	0	-105	-26	-120	-26	-122	-44
				-68	-10	-81	-13	-94	-36	-107	-39	-112	-54
630	800	-75	0	+32	0	+50	0	+62	+30	+80	+30	+82	+50
				-107	0	-125	0	-137	-30	-155	-30	-157	-50
				-95	-12	-108	-17	-125	-42	-138	-47	-145	-62
800	1 000	-100	0	+36	0	+56	0	+70	+34	+90	+34	+92	+56
				-136	0	-156	0	-170	-34	-190	-34	-192	-56
				-122	-14	-136	-20	-156	-48	-170	-54	-178	-70
1 000	1 250	-125	0	+42	0	+66	0	+82	+40	+106	+40	+108	+66
				-167	0	-191	0	-207	-40	-231	-40	-233	-66
				-150	-17	-167	-24	-190	-57	-207	-64	-216	-83
1 250	1 600	-160	0	+50	0	+78	0	+98	+48	+126	+48	+128	+78
				-210	0	-238	0	-258	-48	-286	-48	-288	-78
				-189	-21	-208	-30	-237	-69	-256	-78	-267	-99
1 600	2 000	-200	0	+60	0	+92	0	+118	+58	+150	+58	+152	+92
				-260	0	-292	0	-318	-58	-350	-58	-352	-92
				-235	-25	-257	-35	-293	-83	-315	-93	-327	-117

Shaft tolerances and resultant fits (metric)



Shaft		Bearing		Deviations of shaft diameter, resultant fits									
Nominal diameter d		Bore diameter tolerance Δ _{dmp}		Tolerance classes									
				n6		p6		p7		r6		r7	
over	incl.	low	high	Deviations (shaft diameter)									
				Theoretical interference (-)									
				Probable interference (-)									
mm		μm		μm									
50	80	-15	0	+39	+20	+51	+32	+62	+32	-	-	-	-
				-54	-20	-66	-32	-77	-32	-	-	-	-
				-50	-24	-62	-36	-72	-38	-	-	-	-
80	100	-20	0	+45	+23	+59	+37	+72	+37	+73	+51	+86	+51
				-65	-23	-79	-37	-92	-37	-93	-51	-106	-51
				-59	-29	-73	-43	-85	-44	-87	-57	-99	-58
100	120	-20	0	+45	+23	+59	+37	+72	+37	+76	+54	+89	+54
				-65	-23	-79	-37	-92	-37	-96	-54	-109	-54
				-59	-29	-73	-43	-85	-44	-90	-60	-102	-61
120	140	-25	0	+52	+27	+68	+43	+83	+43	+88	+63	+103	+63
				-77	-27	-93	-43	-108	-43	-113	-63	-128	-63
				-70	-34	-86	-50	-100	-51	-106	-70	-120	-71
140	160	-25	0	+52	+27	+68	+43	+83	+43	+90	+65	+105	+65
				-77	-27	-93	-43	-108	-43	-115	-65	-130	-65
				-70	-34	-86	-50	-100	-51	-108	-72	-122	-73
160	180	-25	0	+52	+27	+68	+43	+83	+43	+93	+68	+108	+68
				-77	-27	-93	-43	-108	-43	-118	-68	-133	-68
				-70	-34	-86	-50	-100	-51	-111	-75	-125	-76
180	200	-30	0	+60	+31	+79	+50	+96	+50	+106	+77	+123	+77
				-90	-31	-109	-50	-126	-50	-136	-77	-153	-77
				-82	-39	-101	-58	-116	-60	-128	-85	-143	-87
200	225	-30	0	+60	+31	+79	+50	+96	+50	+109	+80	+126	+80
				-90	-31	-109	-50	-126	-50	-139	-80	-156	-80
				-82	-39	-101	-58	-116	-60	-131	-88	-146	-90
225	250	-30	0	+60	+31	+79	+50	+96	+50	+113	+84	+130	+84
				-90	-31	-109	-50	-126	-50	-143	-84	-160	-84
				-82	-39	-101	-58	-116	-60	-135	-92	-150	-94
250	280	-35	0	+66	+34	+88	+56	+108	+56	+126	+94	+146	+94
				-101	-34	-123	-56	-143	-56	-161	-94	-181	-94
				-92	-43	-114	-65	-131	-68	-152	-103	-169	-106
280	315	-35	0	+66	+34	+88	+56	+108	+56	+130	+98	+150	+98
				-101	-34	-123	-56	-143	-56	-165	-98	-185	-98
				-92	-43	-114	-65	-131	-68	-156	-107	-173	-110
315	355	-40	0	+73	+37	+98	+62	+119	+62	+144	+108	+165	+108
				-113	-37	-138	-62	-159	-62	-184	-108	-205	-108
				-102	-48	-127	-73	-146	-75	-173	-119	-192	-121
355	400	-40	0	+73	+37	+98	+62	+119	+62	+150	+114	+171	+114
				-113	-37	-138	-62	-159	-62	-190	-114	-211	-114
				-102	-48	-127	-73	-146	-75	-179	-125	-198	-127
400	450	-45	0	+80	+40	+108	+68	+131	+68	+166	+126	+189	+126
				-125	-40	-153	-68	-176	-68	-211	-126	-234	-126
				-113	-52	-141	-80	-161	-83	-199	-138	-219	-141

Shaft tolerances and resultant fits (metric)

Shaft		Bearing		Deviations of shaft diameter, resultant fits									
Nominal diameter d		Bore diameter tolerance Δ _{dmp}		Tolerance classes									
				n6		p6		p7		r6		r7	
over	incl.	low	high	Deviations (shaft diameter)									
				Theoretical interference (-)									
				Probable interference (-)									
mm		μm		μm									
450	500	-45	0	+80	+40	+108	+68	+131	+68	+172	+132	+195	+132
				-125	-40	-153	-68	-176	-68	-217	-132	-240	-132
				-113	-52	-141	-80	-161	-83	-205	-144	-225	-147
500	560	-50	0	+88	+44	+122	+78	+148	+78	+194	+150	+220	+150
				-138	-44	-172	-78	-198	-78	-244	-150	-270	-150
				-125	-57	-159	-91	-182	-94	-231	-163	-254	-166
560	630	-50	0	+88	+44	+122	+78	+148	+78	+199	+155	+225	+155
				-138	-44	-172	-78	-198	-78	-249	-155	-275	-155
				-125	-57	-159	-91	-182	-94	-236	-168	-259	-171
630	710	-75	0	+100	+50	+138	+88	+168	+88	+225	+175	+255	+175
				-175	-50	-213	-88	-243	-88	-300	-175	-330	-175
				-158	-67	-196	-105	-221	-110	-283	-192	-308	-197
710	800	-75	0	+100	+50	+138	+88	+168	+88	+235	+185	+265	+185
				-175	-50	-213	-88	-243	-88	-310	-185	-340	-185
				-158	-67	-196	-105	-221	-110	-293	-202	-318	-207
800	900	-100	0	+112	+56	+156	+100	+190	+100	+266	+210	+300	+210
				-212	-56	-256	-100	-290	-100	-366	-210	-400	-210
				-192	-76	-236	-120	-263	-127	-346	-230	-373	-237
900	1000	-100	0	+112	+56	+156	+100	+190	+100	+276	+220	+310	+220
				-212	-56	-256	-100	-290	-100	-376	-220	-410	-220
				-192	-76	-236	-120	-263	-127	-356	-240	-383	-247
1000	1120	-125	0	+132	+66	+186	+120	+225	+120	+316	+250	+355	+250
				-257	-66	-311	-120	-350	-120	-441	-250	-480	-250
				-233	-90	-287	-144	-317	-153	-417	-274	-447	-283
1120	1250	-125	0	+132	+66	+186	+120	+225	+120	+326	+260	+365	+260
				-257	-66	-311	-120	-350	-120	-451	-260	-490	-260
				-233	-90	-287	-144	-317	-153	-427	-284	-457	-293
1250	1400	-160	0	+156	+78	+218	+140	+265	+140	+378	+300	+425	+300
				-316	-78	-378	-140	-425	-140	-538	-300	-585	-300
				-286	-108	-348	-170	-385	-180	-508	-330	-545	-340
1400	1600	-160	0	+156	+78	+218	+140	+265	+140	+408	+330	+455	+330
				-316	-78	-378	-140	-425	-140	-568	-330	-615	-330
				-286	-108	-348	-170	-385	-180	-538	-360	-575	-370
1600	1800	-200	0	+184	+92	+262	+170	+320	+170	+462	+370	+520	+370
				-384	-92	-462	-170	-520	-170	-662	-370	-720	-370
				-349	-127	-427	-205	-470	-220	-627	-405	-670	-420
1800	2000	-200	0	+184	+92	+262	+170	+320	+170	+492	+400	+550	+400
				-384	-92	-462	-170	-520	-170	-692	-400	-750	-400
				-349	-127	-427	-205	-470	-220	-657	-435	-700	-450

Shaft tolerances and resultant fits (metric)

Shaft		Bearing		Deviations of shaft diameter, resultant fits			
Nominal diameter d		Bore diameter tolerance Δ_{dmp}		Tolerance classes			
				$s6_{min} \pm IT6/2$		$s7_{min} \pm IT7/2$	
				Deviations (shaft diameter)			
				Theoretical interference (-)			
				Probable interference (-)			
over	incl.	low	high				
mm		μm		μm			
200	225	-30	0	+144	+115	+153	+107
				-174	-115	-183	-107
				-166	-123	-173	-117
225	250	-30	0	+154	+125	+163	+117
				-184	-125	-193	-117
				-176	-133	-183	-127
250	280	-35	0	+174	+142	+184	+132
				-209	-142	-219	-132
				-200	-151	-207	-144
280	315	-35	0	+186	+154	+196	+144
				-221	-154	-231	-144
				-212	-163	-219	-156
315	355	-40	0	+208	+172	+218	+161
				-248	-172	-258	-161
				-237	-183	-245	-174
355	400	-40	0	+226	+190	+236	+179
				-266	-190	-276	-179
				-255	-201	-263	-192
400	450	-45	0	+252	+212	+263	+200
				-297	-212	-308	-200
				-285	-224	-293	-215
450	500	-45	0	+272	+232	+283	+220
				-317	-232	-328	-220
				-305	-244	-313	-235
500	560	-50	0	+302	+258	+315	+245
				-352	-258	-365	-245
				-339	-271	-349	-261
560	630	-50	0	+332	+288	+345	+275
				-382	-288	-395	-275
				-369	-301	-379	-291
630	710	-75	0	+365	+315	+380	+300
				-440	-315	-455	-300
				-423	-332	-433	-322
710	800	-75	0	+405	+355	+420	+340
				-480	-355	-495	-340
				-463	-372	-473	-362
800	900	-100	0	+458	+402	+475	+385
				-558	-402	-575	-385
				-538	-422	-548	-412
900	1000	-100	0	+498	+442	+515	+425
				-598	-442	-615	-425
				-578	-462	-588	-452

Shaft tolerances and resultant fits (metric)

Shaft		Bearing		Deviations of shaft diameter, resultant fits			
Nominal diameter d		Bore diameter tolerance Δ_{dmp}		Tolerance classes			
				$s6_{min} \pm IT6/2$		$s7_{min} \pm IT7/2$	
over	incl.	low	high	Deviations (shaft diameter)			
				Theoretical interference (-)			
				Probable interference (-)			
mm		μm		μm			
1 000	1 120	-125	0	+553	+487	+572	+467
				-678	-487	-697	-467
				-654	-511	-664	-500
1 120	1 250	-125	0	+613	+547	+632	+527
				-738	-547	-757	-527
				-714	-571	-724	-560
1 250	1 400	-160	0	+679	+601	+702	+577
				-839	-601	-862	-577
				-809	-631	-822	-617
1 400	1 600	-160	0	+759	+681	+782	+657
				-919	-681	-942	-657
				-889	-711	-902	-697
1 600	1 800	-200	0	+866	+774	+895	+745
				-1 066	-774	-1 095	-745
				-1 031	-809	-1 045	-795
1 800	2 000	-200	0	+966	+874	+995	+845
				-1 166	-874	-1 195	-845
				-1 131	-909	-1 145	-895